

Forced-Choice Reinforcement Menu  
Early Childhood

Directions

















To the professional using this assessment tool:



















In order to identify possible classroom reinforcers, it is important to go directly to the source, namely, the student. Below is a paragraph that "sets the stage" for you to complete the Early Childhood Forced-Choice Reinforcement Menu, using an "interview" format, with preschool and early elementary-aged school children. Please read the paragraph aloud to the student, and then proceed through the choice-items on the menu (attached pages).



















"I want you to pretend that you've worked really hard on your work in school today, and you've done a super job on it! Because you've done such a good job, something good is going to happen to you next. I'm going to read you two choices of what could happen. You get to magically pick from the two choices the good thing that you would most like to happen next. Do you understand? (If child does not, re-explain; if child says they do understand - - ) Okay, let's look at the first choice."











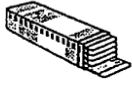







Name \_\_\_\_\_











## Forced- Choice Reinforcement Menu Early Childhood

|   |   |   |
|---|---|---|
| 1 | Get high five (A)<br>        | Be line leader (CM)<br>      |
| 2 | A bag of chips (CN)<br>      | Play with a friend (P)<br>   |
| 3 | Play with toys (I)<br>       | Get high five (A)<br>        |
| 4 | Play with a friend (P)<br> | Be line leader (CM)<br>    |
| 5 | Play with toys (I)<br>     | A bag of chips (CN)<br>    |
| 6 | Get high five (A)<br>      | Play with a friend (P)<br> |
| 7 | Be line leader (CM)<br>    | Play with toys (I)<br>     |
| 8 | A bag of chips (CN)<br>    | Get high five (A)<br>      |

|    |  |  |
|----|--|--|
| 9  | Play with a friend (P)<br>      | Play with toys (I)<br>          |
| 10 | Be line leader (CM)<br>         | A bag of chips (CN)<br>         |
| 11 | Get a hug (A)<br>               | Be calendar helper (CM)<br>     |
| 12 | A candy bar (CN)<br>            | Sit with friends (P)<br>        |
| 13 | Be free to go outside (I)<br> | Get a hug (A)<br>             |
| 14 | Sit with friends (P)<br>      | Be calendar helper (CM)<br>   |
| 15 | Be free to go outside (I)<br> | A candy bar (CN)<br>          |
| 16 | Get a hug (A)<br>             | Sit with friends (P)<br>      |
| 17 | Be calendar helper (CM)<br>   | Be free to go outside (I)<br> |

|    |   |   |
|----|---|---|
| 18 | A candy bar (CN)<br>               | Get a hug (A)<br>                  |
| 19 | Sit with friends (P)<br>           | Be free to go outside (I)<br>      |
| 20 | Be calendar helper (CM)<br>        | A candy bar (CN)<br>               |
| 21 | Walk with teacher (A)<br>          | Show and Tell (CM)<br>             |
| 22 | A can of soda (CN)<br>            | Hold hands with a friend (P)<br>  |
| 23 | Be free to go outside (I)<br>    | Walk with teacher (A)<br>        |
| 24 | Hold hands with a friend (P)<br> | Show and Tell (CM)<br>           |
| 25 | Be free to go outside (I)<br>    | A can of soda (CN)<br>           |
| 26 | Walk with teacher (A)<br>        | Hold hands with a friend (P)<br> |

|    |   |  |
|----|---|--|
| 27 | Show and Tell (CM)<br>             | Be free to go outside (I)<br>       |
| 28 | A can of soda (CN)<br>             | Walk with teacher (A)<br>           |
| 29 | Hold hands with a friend (P)<br>   | Be free to go outside (I)<br>       |
| 30 | Show and Tell (CM)<br>             | A can of soda (CN)<br>              |
| 31 | Read a story with teacher (A)<br> | Get pushed on the swing (CM)<br>   |
| 32 | A pack of gum (CN)<br>           | Work with friends (P)<br>         |
| 33 | Play with trampoline (I)<br>     | Read a story with teacher (A)<br> |
| 34 | Work with friends (P)<br>        | Get pushed on the swing (CM)<br>  |
| 35 | Play with trampoline (I)<br>     | Gummies (CN)<br>                  |

|    |  |  |
|----|--|--|
| 36 | Read a story with teacher (A)<br> | Work with friends (P)<br>         |
| 37 | Play with trampoline (I)<br>      | Get pushed on the swing (CM)<br>  |
| 38 | Gummies (CN))<br>                 | Read a story with teacher (A)<br> |
| 39 | Work with friends (P)<br>         | Play with trampoline (I)<br>      |
| 40 | Get pushed on the swing (CM)<br> | Gummies (CN))<br>                 |

## **Reinforcement Inventory**

### **Scoring Key**

- \_\_\_\_\_ Adult Approval (A)
- \_\_\_\_\_ Competitive Approval (CM)
- \_\_\_\_\_ Peer Approval (P)
- \_\_\_\_\_ Independent Rewards (I)
- \_\_\_\_\_ Consumable Rewards (CN)